




20 Clay Brick Way
Lantz, NS B2S 3G4
(902) 883-2201
salesinfo@shawbrick.ca
shawbrick.ca

Atlantic



Contemporary clay brick for every design.

The Atlantic Collection from Shaw Brick showcases the latest trends in clay brick colours, featuring striking black bricks, a spectrum of grays, and crisp whites. These clean, modern tones, including white bricks with white mortar and grays from light steel to bold charcoal, are at the forefront of contemporary design.

COLOUR



Cape Smokey

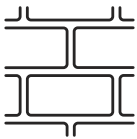


Port Morien

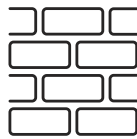


White Point

SHAPE



Max 57



Metric Modular

TEXTURE



Wirecut

ADDITIONAL INFORMATION/SPECIFICATIONS

BRICK MEASUREMENT CHART

Sizes	Metric	Imperial	Approximate Weight	Pieces per Pallet	Coverage
Modular	57 x 90 x 190 mm	2 1/4" x 3 1/2" x 7 5/8"	4 lbs	500	7 pieces/sq. ft.
Max 57	57 x 90 x 255 mm	2 1/4" x 3 1/2" x 10 1/8"	5 lbs	400	5.2 pieces/sq. ft.



20 Clay Brick Way
Lantz, NS B2S 3G4
(902) 883-2201
salesinfo@shawbrick.ca
shawbrick.ca

Minimum Compressive Strength - Gross Area MPa (P.S.I.)

Red: 80-100 (11,000-14,000)

Brown: 70-90 (10,000-13,000)

Buff: 65-85 (9,500-12,000)

Maximum Water Absorption (24 hr. %)

Red: 1 - 3

Brown: 2 - 4

Buff: 6 - 8

Maximum Saturation Coefficient

Red: 0.65 - 0.78

Brown: 0.50 - 0.70

Buff: 0.70 - 0.78

Maximum Initial Rate of Absorption

Red: 1g/min/5,000mm²

Brown: 5g/min/20,000mm²

Buff: 10g/min/20,000mm²

Freeze Thaw % After 50 Cycles - Meets Requirements